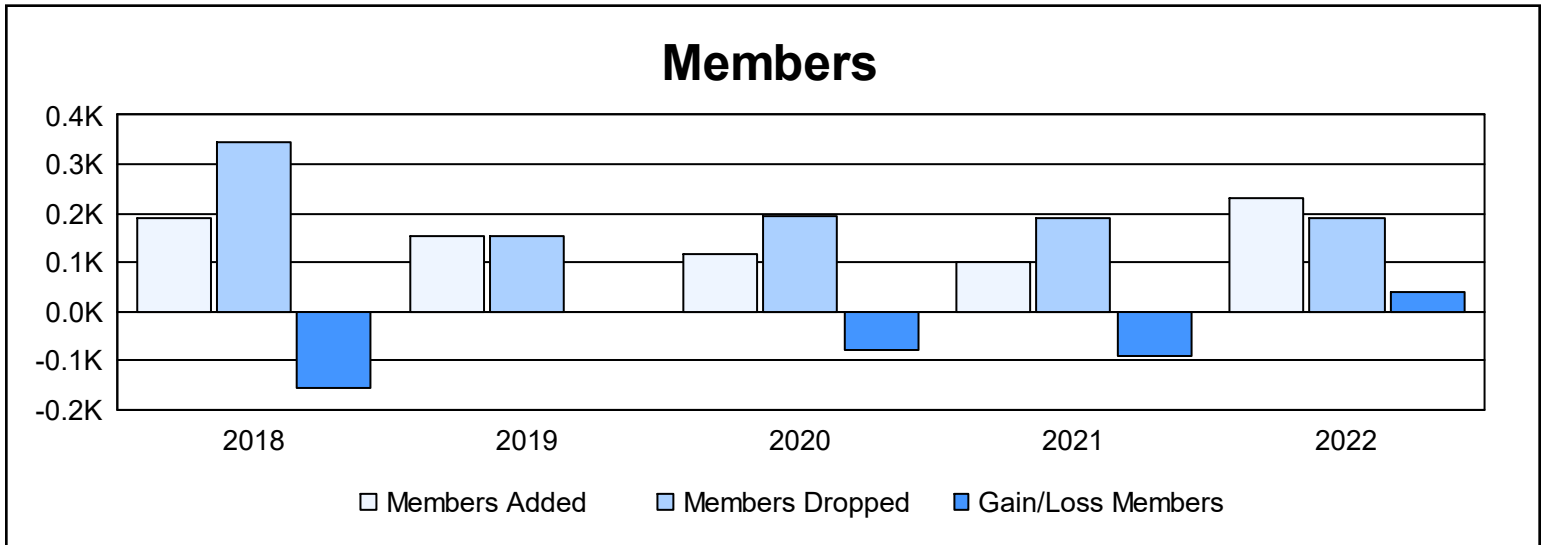
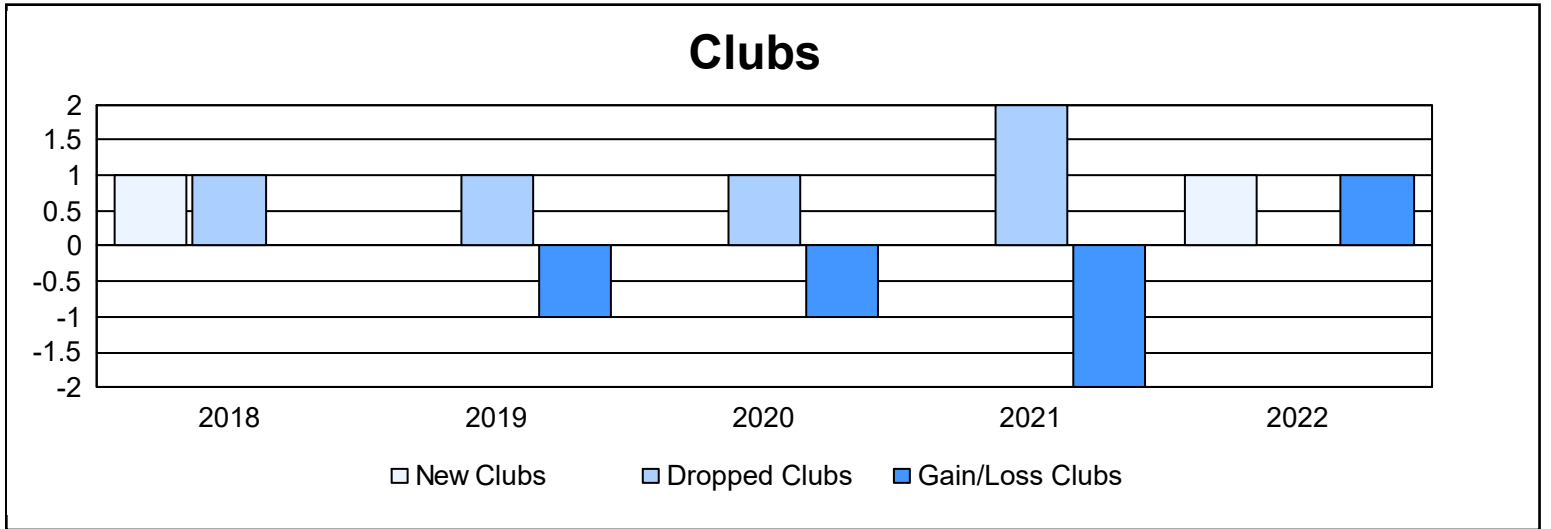
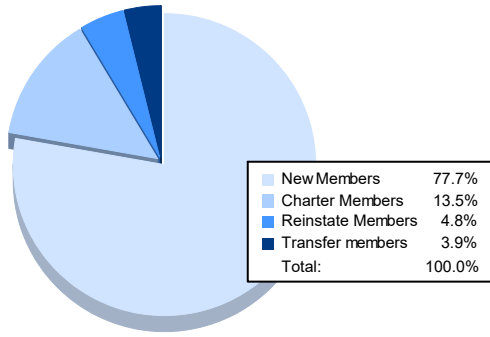


Year	New Clubs	Dropped Clubs	Gain/ Loss Clubs	New Members	Charter Members	Reinstate Members	Transfer Members	Total Member Added	Total Members Dropped	Gain/ Loss Members
2017-2018	1	1	0	121	26	22	20	189	346	-157
2018-2019	0	1	-1	114	8	14	18	154	154	0
2019-2020	0	1	-1	93	0	13	11	117	195	-78
2020-2021	0	2	-2	80	2	14	6	102	191	-89
2021-2022	1	0	1	178	31	11	9	229	191	38
<b>Average</b>	<b>0</b>	<b>1</b>	<b>-1</b>	<b>117</b>	<b>13</b>	<b>15</b>	<b>13</b>	<b>158</b>	<b>215</b>	<b>-57</b>



### Membership Composition June 2022 Cumulative



### Gender Composition June 2022 Cumulative

